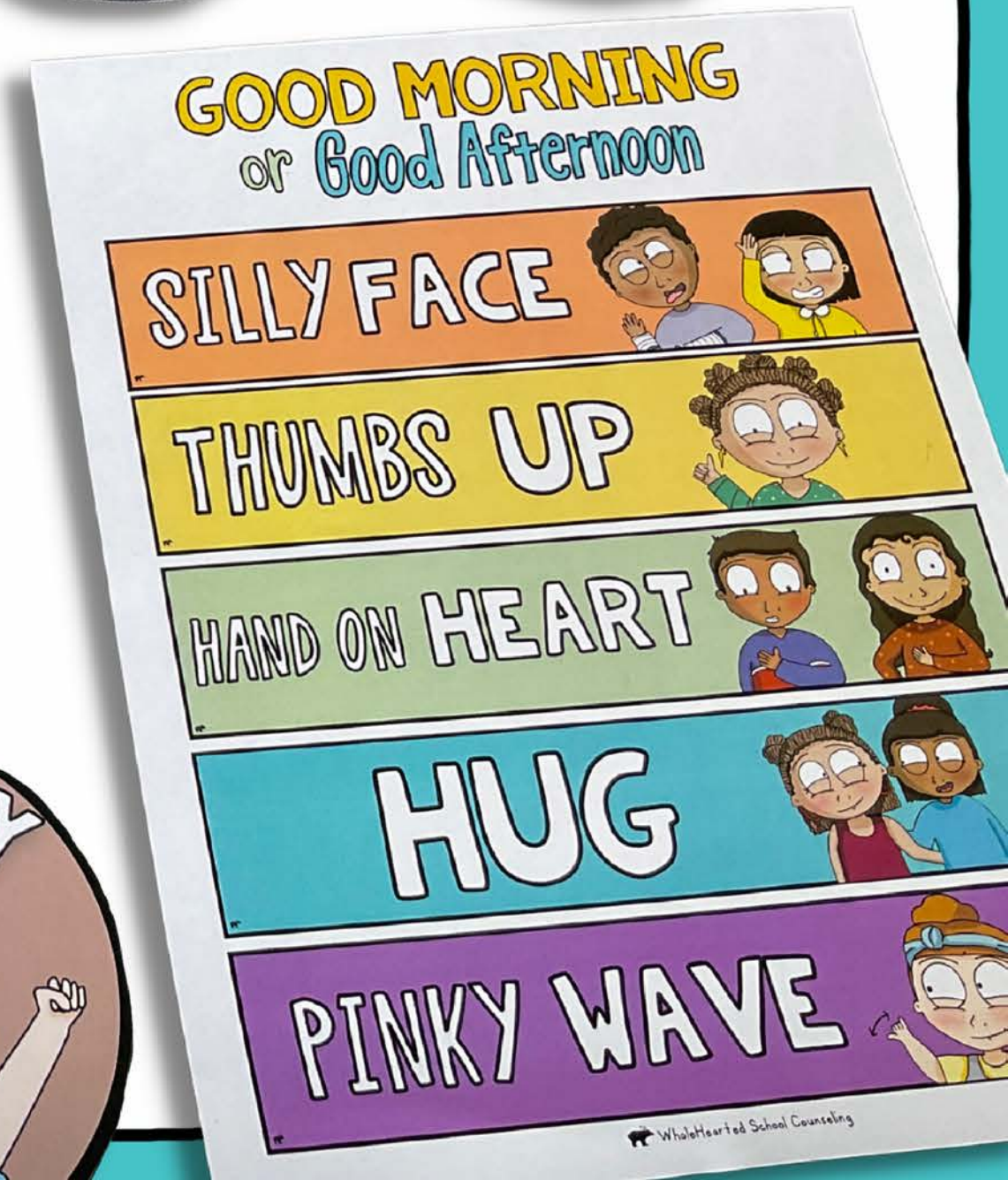
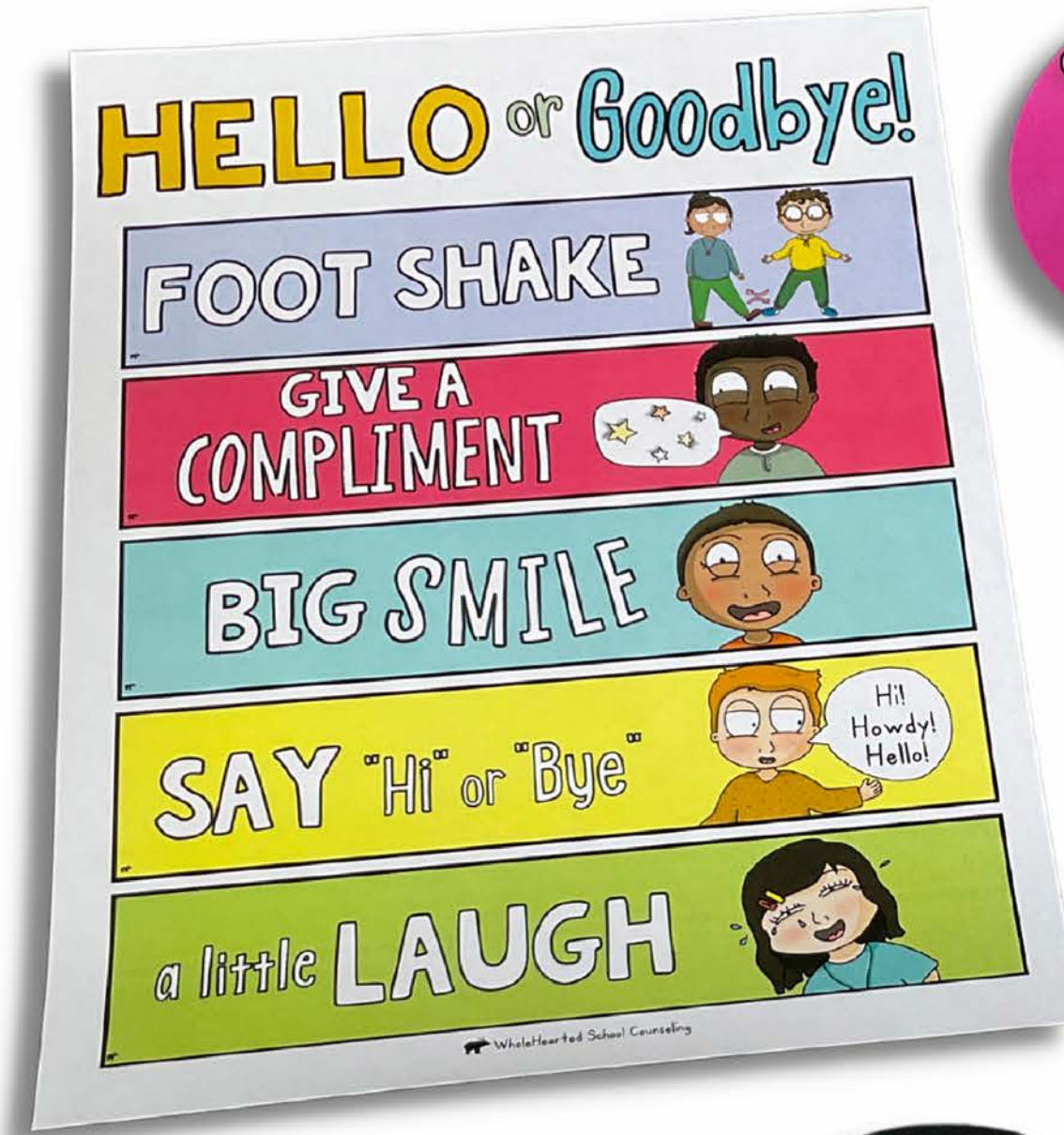


# CLASSROOM GREETINGS

A quick and simple way to create a positive connection with your students each and every day!



# How It Works

1. Post your customized classroom greeting signs on or near the classroom door.

2. When students line up to enter the room, have each kiddo chose a fun greeting for both of you to do.



# What **Skills** Kids Will Practice / Learn



## SOCIAL SKILLS

For example, making eye contact, smiling, and using polite language when greeting their teacher and peers



## FOLLOWING DIRECTIONS & IMPULSE CONTROL

This simple structured morning routine requires following directions, making a choice, and waiting your turn.



## COMMUNITY BUILDING

Students get to connect with you (their teacher/counselor) in a quick and FUN 1-to-1 interaction each day, helping students to feel like they belong.



# What **You'll Love** About this Resource

- ♥ 100% customizable, including DIY editable PowerPoint slides (just digitally cut & paste illustrations onto heading page).
- ♥ Super simple way to cultivate classroom community & relationships, add routine, predictability & structure & start each morning with a positive tone and classroom culture.
- ♥ Detailed (and cute :) visual supports.




# Resource **Includes**

✓ **30** Greeting Choices

✓ Full color, light color or black/white printing options



✓ Rectangle, circle and square sign shapes




some more good stuff this


# Resource Includes



Lots of Heading/Title Choices



Poster with all 30 greetings on 1 page



Editable Powerpoint file to design your own custom sign



Digital Spinner (for some added fun & surprise)



# Sneak Peek



Circle  
Light  
Color  
option  
examples

Square  
Black /  
White  
option  
examples



# Educator & Parent **Reviews**



I love that I was able to edit this poster to fit my classroom! Well worth the money. Lots of creativity went into the 30 options. Thanks for including lots of skin tones and hair types. -Cheryl H.

As with everything you create, this resource is visually stunning and also extremely helpful for me as a school psychologist. I printed/laminated them and hung them up on my magnetic board in my office back in September of 2020, and my students have loved looking at and referring to them ever since! Thank you!!  
-Lori W.

